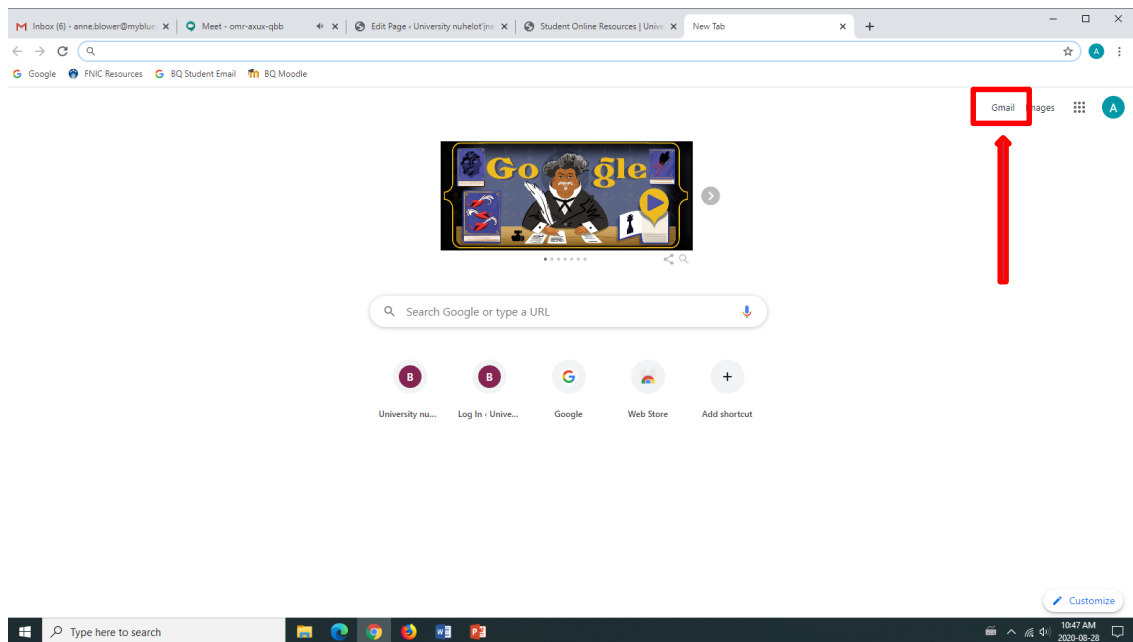


Blue Quills Student Email

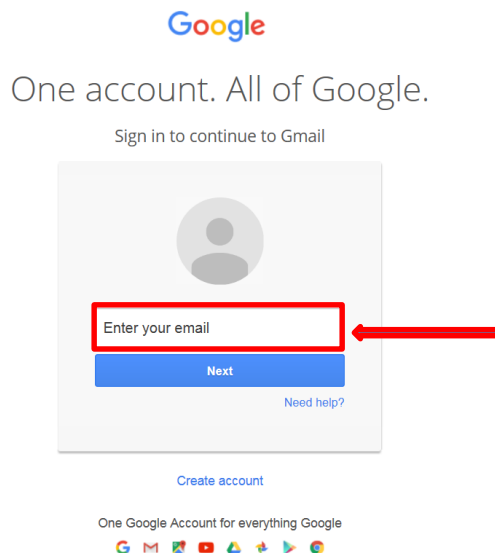
You have an email account at Blue Quills hosted by Google Mail.

Your email address is your firstname.lastname@mybluequills.ca and your password is Earth01\$. Your new email address will look similar to this: anne.blower@mybluequills.ca

You can access your student email account by going to Google and clicking on the Gmail link in the upper right corner of the screen. See below:



This will take you to the login screen as shown below:

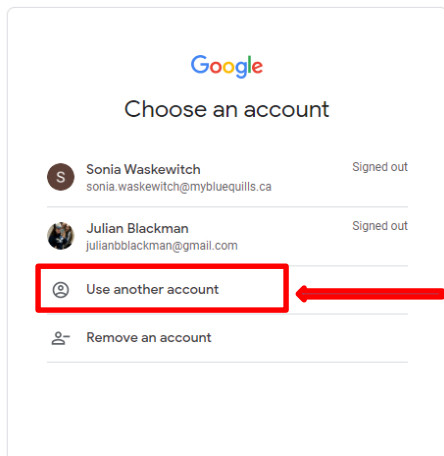


Enter your email address where it says “Enter your email”

Your email address is: firstname.lastname@mybluequills.ca

Click on Next

***NOTE: If someone else has already used gmail on the same computer, click "use another account"**

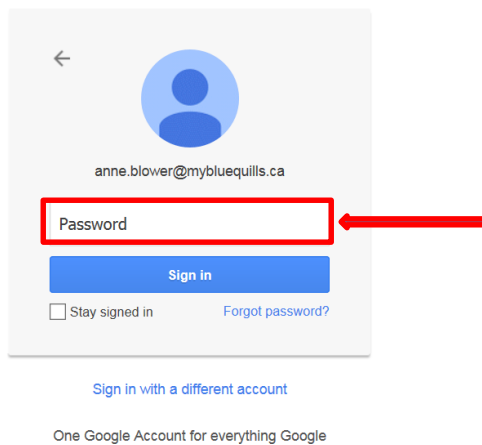


then you will be able to enter your email address and click next.

After you enter your email address and click on next you will see the following screen:

Google
One account. All of Google.

Sign in to continue to Gmail



Click where it says Password

Your password is Earth01\$

Enter Earth01\$ and click on Sign in

You will see the following screen:



In order to use your email account you need to **click on the “Accept” button**. You are agreeing to the Google Terms of Service.

If you have any questions or need help accessing your Blue Quills student email please contact your instructor or Student Services.

Please remember to Sign out of your gmail if you are using a computer that you are sharing with others. To Sign out click on the circle with your initial in the upper right corner of the screen and then click on Sign out in the drop down list. See below:

Google | Inboxes (6) - sample.stude... | Intro to G Suite | Meet - omr-axux-qbb | Edit Page - University... | Student Online Resourc... | New Tab

mail.google.com/mail/u/0/?ogbi#inbox

Google | FNIC Resources | BQ Student Email | BQ Moodle

Gmail | Search mail | G Suite

Compose

Inbox 6

- Starred
- Snoozed
- Sent
- Drafts
- More

Meet

- Start a meeting
- Join a meeting

Hangouts

Get started with Gmail

- Customize your inbox
- Set a signature
- Enable desktop notifications

<input type="checkbox"/>	☆ Gerald Corbiere	Welcome to my Gsuite Class - Welcome to my class. Click below to join https://classroom.google.com/c/MTMxNjQ1MTc0OTgx?cjc=f3ro...	11:06 AM
<input type="checkbox"/>	☆ Gerald Corbiere	Welcome to my class - Here is the link to join the class https://classroom.google.com/c/MTMxNDA5MTg1NzA2?cjc=ls7lw7q	Aug 27
<input type="checkbox"/>	☆ Peggy Shirt	Health protocols for return to class - If you have any classes that will be on campus, please note the following protocols that have been e...	Aug 26
<input type="checkbox"/>	☆ Gerald Corbiere	Welcom to my class - click on this link https://classroom.google.com/c/MTMwNzU2NjA3OTY0?cjc=f6g3bwz	Aug 25
<input type="checkbox"/>	☆ me, Mail 2	Welcome to my class - Address not found Your message wasn't delivered to sample.student4@bluequills.ca because the address couldn't...	Aug 25
<input type="checkbox"/>	☆ Gmail Team	Get the official Gmail app - Get the official Gmail app The best features of University nuxelhot[jne thaa?ehots] nistameyimákanak Blue Q...	Aug 25
<input type="checkbox"/>	☆ Gmail Team	Tips for using your new inbox - Welcome to your inbox Find emails fast With the power of Google Search in your inbox, you can archive al...	Aug 25

Using 0 GB Manage | Program Policies Powered by Google | Last account activity: 3 days ago Details

Windows for mail.noodle.com | Type here to search | 12:48 PM 2020-08-28